



Pl.	Player	Country	Squad	Hdc	G1	G2	G3	G4	G5	G6	Games	Max.	Pin G.1-6	Sum. Hdc.	Pin 1-6 with Hdc	Average G.1-6	Diff.to Lead.	Diff.to 48th Place	Diff.to 84th Place
1.	Bielski Pavel	POL	19		<b>227</b>	176	<b>236</b>	<b>245</b>	<b>224</b>	<b>256</b>	6	256	1 364	0	1 364	227,33	0	<b>223</b>	<b>266</b>
2.	Kala Rostislav	CZE	15		189	156	<b>252</b>	198	<b>300</b>	<b>265</b>	6	300	1 360	0	1 360	226,67	-4	<b>219</b>	<b>262</b>
3.	Beštová Kateřina	CZE	17	8	<b>226</b>	199	174	<b>235</b>	<b>215</b>	<b>246</b>	6	246	1 295	48	1 343	215,83	-21	<b>202</b>	<b>245</b>
4.	Mužík Michal	CZE	8	10	<b>212</b>	<b>234</b>	191	<b>219</b>	168	<b>204</b>	6	234	1 228	60	1 288	204,67	-76	<b>147</b>	<b>190</b>
5.	Sergejevas Zanas	LIT	17		196	<b>213</b>	<b>233</b>	188	184	<b>248</b>	6	248	1 262	0	1 262	210,33	-102	<b>121</b>	<b>164</b>
6.	Gross Thomas	AUT	20		179	<b>203</b>	<b>215</b>	<b>226</b>	<b>200</b>	<b>222</b>	6	226	1 245	0	1 245	207,50	-119	<b>104</b>	<b>147</b>
7.	Podolský Jan	CZE	2		<b>268</b>	189	144	<b>235</b>	<b>224</b>	184	6	268	1 244	0	1 244	207,33	-120	<b>103</b>	<b>146</b>
8.	Bitto Ladislav	SVK	6		169	186	<b>222</b>	<b>212</b>	<b>210</b>	<b>235</b>	6	235	1 234	0	1 234	205,67	-130	<b>93</b>	<b>136</b>
9.	Wisniewski Daniel	POL	14	10	166	<b>255</b>	<b>206</b>	188	183	170	6	255	1 168	60	1 228	194,67	-136	<b>87</b>	<b>130</b>
10.	Sergejevas Kristijonas	LIT	19		<b>235</b>	193	199	195	170	<b>233</b>	6	235	1 225	0	1 225	204,17	-139	<b>84</b>	<b>127</b>
11.	Kutina Karel	CZE	19		162	<b>225</b>	<b>214</b>	<b>235</b>	155	<b>233</b>	6	235	1 224	0	1 224	204,00	-140	<b>83</b>	<b>126</b>
12.	Lébrová Jana st.	CZE	6	8	194	160	158	<b>233</b>	188	<b>234</b>	6	234	1 167	48	1 215	194,50	-149	<b>74</b>	<b>117</b>
13.	Thordarson Asgeir	ISL	20		<b>201</b>	<b>208</b>	<b>222</b>	180	<b>204</b>	196	6	222	1 211	0	1 211	201,83	-153	<b>70</b>	<b>113</b>
14.	Fotr Ivan	CZE	8		179	<b>245</b>	148	<b>223</b>	<b>212</b>	<b>201</b>	6	245	1 208	0	1 208	201,33	-156	<b>67</b>	<b>110</b>
15.	Vinklárek Pavel	CZE	3		<b>201</b>	<b>210</b>	<b>214</b>	<b>210</b>	157	<b>211</b>	6	214	1 203	0	1 203	200,50	-161	<b>62</b>	<b>105</b>
16.	Kuciak Roman	SVK	10		197	160	191	190	<b>256</b>	<b>203</b>	6	256	1 197	0	1 197	199,50	-167	<b>56</b>	<b>99</b>
17.	Sallai Daniel	HUN	17		<b>207</b>	182	<b>245</b>	193	164	<b>206</b>	6	245	1 197	0	1 197	199,50	-167	<b>56</b>	<b>99</b>
18.	Robinson Ian	SWE	18		<b>203</b>	<b>223</b>	184	178	<b>216</b>	193	6	223	1 197	0	1 197	199,50	-167	<b>56</b>	<b>99</b>
19.	Kwiatkowski Karol	POL	12		178	160	<b>244</b>	<b>216</b>	189	<b>209</b>	6	244	1 196	0	1 196	199,33	-168	<b>55</b>	<b>98</b>
20.	Štýbnarová Svatava	CZE	6	8	148	<b>211</b>	181	173	<b>221</b>	<b>214</b>	6	221	1 148	48	1 196	191,33	-168	<b>55</b>	<b>98</b>
21.	Spáčil Jan	CZE	3		171	<b>245</b>	174	<b>221</b>	171	<b>213</b>	6	245	1 195	0	1 195	199,17	-169	<b>54</b>	<b>97</b>
22.	Homola Lukáš	CZE	13	10	176	187	<b>237</b>	145	<b>218</b>	172	6	237	1 135	60	1 195	189,17	-169	<b>54</b>	<b>97</b>
23.	Pajak Mirek	POL	8		193	185	189	166	<b>268</b>	189	6	268	1 190	0	1 190	198,33	-174	<b>49</b>	<b>92</b>



Pl.	Player	Country	Squad	Hdc	G1	G2	G3	G4	G5	G6	Games	Max.	Pin G.1-6	Sum. Hdc.	Pin 1-6 with Hdc	Average G.1-6	Diff.to Lead.	Diff.to 48th Place	Diff.to 84th Place
24.	Morrisson Bill	USA	16		188	<b>203</b>	<b>242</b>	<b>220</b>	132	<b>205</b>	6	242	1 190	0	1 190	198,33	-174	<b>49</b>	<b>92</b>
25.	Florík Petr	CZE	16		<b>201</b>	189	<b>201</b>	<b>224</b>	169	<b>206</b>	6	224	1 190	0	1 190	198,33	-174	<b>49</b>	<b>92</b>
26.	Deák Bohumil	CZE	11		150	<b>227</b>	<b>232</b>	<b>203</b>	<b>206</b>	171	6	232	1 189	0	1 189	198,17	-175	<b>48</b>	<b>91</b>
27.	Šimek Martin	CZE	3		<b>233</b>	<b>210</b>	189	180	<b>205</b>	166	6	233	1 183	0	1 183	197,17	-181	<b>42</b>	<b>85</b>
28.	Hubáček Aleš	CZE	12		<b>203</b>	<b>208</b>	<b>218</b>	<b>205</b>	177	169	6	218	1 180	0	1 180	196,67	-184	<b>39</b>	<b>82</b>
29.	Čepelák Jan	CZE	16		<b>227</b>	<b>212</b>	169	190	198	181	6	227	1 177	0	1 177	196,17	-187	<b>36</b>	<b>79</b>
30.	Lorenc Jaroslav	CZE	8		<b>216</b>	158	<b>211</b>	<b>210</b>	194	188	6	216	1 177	0	1 177	196,17	-187	<b>36</b>	<b>79</b>
31.	Nieminen Kari	FIN	20		169	189	<b>218</b>	<b>223</b>	169	<b>202</b>	6	223	1 170	0	1 170	195,00	-194	<b>29</b>	<b>72</b>
32.	Charezinska Lucy	POL	16	8	179	<b>214</b>	171	183	177	190	6	214	1 114	48	1 162	185,67	-202	<b>21</b>	<b>64</b>
33.	Bodis Gyorgi	HUN	17		185	<b>200</b>	192	178	<b>200</b>	<b>206</b>	6	206	1 161	0	1 161	193,50	-203	<b>20</b>	<b>63</b>
34.	Pittesser Alexander	AUT	9		<b>211</b>	<b>201</b>	190	183	<b>218</b>	156	6	218	1 159	0	1 159	193,17	-205	<b>18</b>	<b>61</b>
35.	Šeben Ondrej	SVK	19		184	<b>245</b>	<b>231</b>	158	128	<b>211</b>	6	245	1 157	0	1 157	192,83	-207	<b>16</b>	<b>59</b>
36.	Čermák Pavel	CZE	14		188	155	<b>211</b>	<b>225</b>	<b>202</b>	176	6	225	1 157	0	1 157	192,83	-207	<b>16</b>	<b>59</b>
37.	Orsava Radek	CZE	10		<b>223</b>	184	<b>215</b>	159	195	180	6	223	1 156	0	1 156	192,67	-208	<b>15</b>	<b>58</b>
38.	Kueppers Heiko	GER	20		145	191	<b>258</b>	156	<b>206</b>	198	6	258	1 154	0	1 154	192,33	-210	<b>13</b>	<b>56</b>
39.	Růžek Jan	CZE	13		180	197	<b>255</b>	157	192	173	6	255	1 154	0	1 154	192,33	-210	<b>13</b>	<b>56</b>
40.	Kietis Drasius	LIT	17		<b>202</b>	<b>238</b>	154	169	187	<b>202</b>	6	238	1 152	0	1 152	192,00	-212	<b>11</b>	<b>54</b>
41.	Hedl Marcel	SVK	7		188	190	<b>236</b>	180	189	166	6	236	1 149	0	1 149	191,50	-215	<b>8</b>	<b>51</b>
42.	Pajak Darja	POL	5	8	161	184	<b>226</b>	170	188	171	6	226	1 100	48	1 148	183,33	-216	<b>7</b>	<b>50</b>
43.	Koumar Miroslav	CZE	19		<b>204</b>	155	193	169	<b>202</b>	<b>224</b>	6	224	1 147	0	1 147	191,17	-217	<b>6</b>	<b>49</b>
44.	Skobrics Zoltán	HUN	20		180	190	195	<b>238</b>	180	163	6	238	1 146	0	1 146	191,00	-218	<b>5</b>	<b>48</b>
45.	Kečkėš Marek	SVK	14	10	191	147	163	<b>210</b>	197	177	6	210	1 085	60	1 145	180,83	-219	<b>4</b>	<b>47</b>
46.	Bikár Mikuláš	SVK	2		149	177	199	<b>219</b>	<b>225</b>	173	6	225	1 142	0	1 142	190,33	-222	<b>1</b>	<b>44</b>




Pl.	Player	Country	Squad	Hdc	G1	G2	G3	G4	G5	G6	Games	Max.	Pin G.1-6	Sum. Hdc.	Pin 1-6 with Hdc	Average G.1-6	Diff.to Lead.	Diff.to 48th Place	Diff.to 84th Place
47.	Malíček Dušan	CZE	19		<b>204</b>	<b>222</b>	179	<b>205</b>	161	170	6	222	1 141	0	1 141	190,17	-223	0	<b>43</b>
48.	Pekárek Martin	CZE	2		<b>200</b>	160	176	<b>212</b>	199	194	6	212	1 141	0	1 141	190,17	-223	0	<b>43</b>
49.	Kolář Jan st.	CZE	1		176	<b>232</b>	<b>232</b>	175	161	163	6	232	1 139	0	1 139	189,83	-225	<b>-2</b>	<b>41</b>
50.	Kurzveil Jiří	CZE	15		177	168	190	<b>232</b>	199	169	6	232	1 135	0	1 135	189,17	-229	<b>-6</b>	<b>37</b>
51.	Talpa Marek	CZE	5	10	139	141	148	<b>202</b>	<b>246</b>	198	6	246	1 074	60	1 134	179,00	-230	<b>-7</b>	<b>36</b>
52.	Foťko Matěj	CZE	14		172	190	197	<b>200</b>	<b>200</b>	175	6	200	1 134	0	1 134	189,00	-230	<b>-7</b>	<b>36</b>
53.	Motyka Milan	CZE	10		161	<b>225</b>	<b>213</b>	179	179	172	6	225	1 129	0	1 129	188,17	-235	<b>-12</b>	<b>31</b>
54.	Pospíšilová Daša	SVK	11	8	183	165	197	179	<b>200</b>	156	6	200	1 080	48	1 128	180,00	-236	<b>-13</b>	<b>30</b>
55.	Domonkos Dénes	HUN	17		163	154	184	<b>244</b>	172	<b>210</b>	6	244	1 127	0	1 127	187,83	-237	<b>-14</b>	<b>29</b>
56.	Hindrák Jiří	CZE	19		177	171	<b>203</b>	182	<b>227</b>	167	6	227	1 127	0	1 127	187,83	-237	<b>-14</b>	<b>29</b>
57.	Čech Jaromír	CZE	2		167	<b>216</b>	178	<b>231</b>	189	144	6	231	1 125	0	1 125	187,50	-239	<b>-16</b>	<b>27</b>
58.	Homola Michal	SVK	19		156	<b>211</b>	183	<b>225</b>	150	<b>200</b>	6	225	1 125	0	1 125	187,50	-239	<b>-16</b>	<b>27</b>
59.	Harašta Jiří	CZE	4		162	<b>201</b>	137	<b>216</b>	<b>205</b>	<b>202</b>	6	216	1 123	0	1 123	187,17	-241	<b>-18</b>	<b>25</b>
60.	Skopelidis Valeriy	UKR	12		178	169	<b>204</b>	194	179	199	6	204	1 123	0	1 123	187,17	-241	<b>-18</b>	<b>25</b>
61.	Kiss Zoltán	HUN	18		172	183	188	199	181	199	6	199	1 122	0	1 122	187,00	-242	<b>-19</b>	<b>24</b>
62.	Oliva Miroslav	CZE	20		179	<b>207</b>	167	170	198	<b>200</b>	6	207	1 121	0	1 121	186,83	-243	<b>-20</b>	<b>23</b>
63.	Grošelj Boris	SLO	20		170	<b>212</b>	172	195	170	<b>201</b>	6	212	1 120	0	1 120	186,67	-244	<b>-21</b>	<b>22</b>
64.	Pajak Božena	POL	12	8	180	190	176	181	163	182	6	190	1 072	48	1 120	178,67	-244	<b>-21</b>	<b>22</b>
65.	Pospíšilová Veronika	SVK	15	8	145	<b>206</b>	182	115	177	<b>245</b>	6	245	1 070	48	1 118	178,33	-246	<b>-23</b>	<b>20</b>
66.	Matějů Filip	CZE	6		<b>219</b>	179	<b>223</b>	158	138	<b>200</b>	6	223	1 117	0	1 117	186,17	-247	<b>-24</b>	<b>19</b>
67.	Nováková Veronika	CZE	9	8	<b>213</b>	158	168	175	<b>204</b>	150	6	213	1 068	48	1 116	178,00	-248	<b>-25</b>	<b>18</b>
68.	Pospíšil Radek	SVK	12		172	182	159	<b>244</b>	165	193	6	244	1 115	0	1 115	185,83	-249	<b>-26</b>	<b>17</b>
69.	Štaud Ctirad	CZE	7		177	<b>226</b>	<b>209</b>	182	174	147	6	226	1 115	0	1 115	185,83	-249	<b>-26</b>	<b>17</b>




Pl.	Player	Country	Squad	Hdc	G1	G2	G3	G4	G5	G6	Games	Max.	Pin G.1-6	Sum. Hdc.	Pin 1-6 with Hdc	Average G.1-6	Diff.to Lead.	Diff.to 48th Place	Diff.to 84th Place
70.	Malý Ivan	CZE	2		184	<b>202</b>	171	<b>206</b>	157	195	6	206	1 115	0	1 115	185,83	-249	<b>-26</b>	<b>17</b>
71.	Juřena Jan	CZE	12		194	190	173	155	<b>202</b>	<b>201</b>	6	202	1 115	0	1 115	185,83	-249	<b>-26</b>	<b>17</b>
72.	Hanušová Dana	CZE	17	8	187	191	193	199	130	167	6	199	1 067	48	1 115	177,83	-249	<b>-26</b>	<b>17</b>
73.	Breindlová Anna	CZE	9	8	190	184	<b>212</b>	169	158	153	6	212	1 066	48	1 114	177,67	-250	<b>-27</b>	<b>16</b>
74.	Včeliš Michal	CZE	13		195	163	165	170	<b>210</b>	<b>211</b>	6	211	1 114	0	1 114	185,67	-250	<b>-27</b>	<b>16</b>
75.	Homola Ladislav	CZE	8		<b>245</b>	<b>207</b>	152	171	152	185	6	245	1 112	0	1 112	185,33	-252	<b>-29</b>	<b>14</b>
76.	Marval Michal	CZE	5		157	179	163	<b>224</b>	<b>220</b>	167	6	224	1 110	0	1 110	185,00	-254	<b>-31</b>	<b>12</b>
77.	Tichý Martin	CZE	13		<b>221</b>	180	<b>233</b>	149	150	176	6	233	1 109	0	1 109	184,83	-255	<b>-32</b>	<b>11</b>
78.	Charezinski Marek	POL	17		158	145	186	<b>226</b>	159	<b>234</b>	6	234	1 108	0	1 108	184,67	-256	<b>-33</b>	<b>10</b>
79.	Gross Yvonne	AUT	20	8	191	147	178	<b>222</b>	141	180	6	222	1 059	48	1 107	176,50	-257	<b>-34</b>	<b>9</b>
80.	Stulík Jiří	CZE	16		171	187	199	182	163	<b>205</b>	6	205	1 107	0	1 107	184,50	-257	<b>-34</b>	<b>9</b>
81.	Polanisz Mieszyslaw	POL	20		146	178	197	<b>211</b>	168	<b>202</b>	6	211	1 102	0	1 102	183,67	-262	<b>-39</b>	<b>4</b>
82.	Hevele Zoltán	HUN	18		173	189	<b>200</b>	<b>201</b>	167	169	6	201	1 099	0	1 099	183,17	-265	<b>-42</b>	<b>1</b>
83.	Hladík Karel	CZE	20		152	193	195	180	190	189	6	195	1 099	0	1 099	183,17	-265	<b>-42</b>	<b>1</b>
84.	Loučka Michal	CZE	5		165	<b>208</b>	177	192	172	184	6	208	1 098	0	1 098	183,00	-266	<b>-43</b>	<b>0</b>
85.	Lanč Radek	CZE	11		173	<b>203</b>	<b>205</b>	152	<b>207</b>	158	6	207	1 098	0	1 098	183,00	-266	<b>-43</b>	<b>0</b>
86.	Křižka Filip	CZE	8		<b>243</b>	<b>211</b>	127	<b>202</b>	171	142	6	243	1 096	0	1 096	182,67	-268	<b>-45</b>	<b>-2</b>
87.	Fotrová Lenka	CZE	8	8	175	163	163	135	179	<b>226</b>	6	226	1 041	48	1 089	173,50	-275	<b>-52</b>	<b>-9</b>
88.	Hanusíková Blanka	CZE	18	8	170	<b>210</b>	135	170	137	<b>215</b>	6	215	1 037	48	1 085	172,83	-279	<b>-56</b>	<b>-13</b>
89.	Strébl Ferenc	HUN	19		190	186	<b>201</b>	162	187	156	6	201	1 082	0	1 082	180,33	-282	<b>-59</b>	<b>-16</b>
90.	Kulhánek Vratislav	CZE	17		179	186	196	192	138	191	6	196	1 082	0	1 082	180,33	-282	<b>-59</b>	<b>-16</b>
91.	Pitresser Georg	AUT	11		175	189	<b>225</b>	146	179	166	6	225	1 080	0	1 080	180,00	-284	<b>-61</b>	<b>-18</b>
92.	Jedlička Jan	CZE	12		<b>202</b>	166	175	<b>202</b>	185	149	6	202	1 079	0	1 079	179,83	-285	<b>-62</b>	<b>-19</b>





Pl.	Player	Country	Squad	Hdc	G1	G2	G3	G4	G5	G6	Games	Max.	Pin G.1-6	Sum. Hdc.	Pin 1-6 with Hdc	Average G.1-6	Diff.to Lead.	Diff.to 48th Place	Diff.to 84th Place
93.	Tarsoly Alexander	HUN	20		153	142	191	155	180	<b>256</b>	6	256	1 077	0	1 077	179,50	-287	<b>-64</b>	<b>-21</b>
94.	Morávek Richard	CZE	15		193	177	192	160	<b>211</b>	143	6	211	1 076	0	1 076	179,33	-288	<b>-65</b>	<b>-22</b>
95.	Dyršmíd Roman	CZE	5		155	<b>215</b>	150	166	<b>234</b>	152	6	234	1 072	0	1 072	178,67	-292	<b>-69</b>	<b>-26</b>
96.	Kečkéš Pavol	SVK	10		147	187	194	155	<b>232</b>	155	6	232	1 070	0	1 070	178,33	-294	<b>-71</b>	<b>-28</b>
97.	Bucin Lumunata	HUN	18	8	153	123	148	192	<b>212</b>	193	6	212	1 021	48	1 069	170,17	-295	<b>-72</b>	<b>-29</b>
98.	Dvořáček Pavel	CZE	3		189	166	158	<b>211</b>	197	146	6	211	1 067	0	1 067	177,83	-297	<b>-74</b>	<b>-31</b>
99.	Paszynski Krzysztof	POL	10		169	169	147	195	<b>205</b>	180	6	205	1 065	0	1 065	177,50	-299	<b>-76</b>	<b>-33</b>
100.	Koník Miroslav	SVK	8		190	<b>201</b>	169	162	182	161	6	201	1 065	0	1 065	177,50	-299	<b>-76</b>	<b>-33</b>
101.	Pindurová Jana	CZE	14	8	141	184	162	177	181	171	6	184	1 016	48	1 064	169,33	-300	<b>-77</b>	<b>-34</b>
102.	Puskas Bertalan	HUN	19		162	<b>201</b>	<b>200</b>	154	166	180	6	201	1 063	0	1 063	177,17	-301	<b>-78</b>	<b>-35</b>
103.	FencI Boris	CZE	10		180	135	<b>201</b>	160	190	194	6	201	1 060	0	1 060	176,67	-304	<b>-81</b>	<b>-38</b>
104.	Kratochvíl Jiří	CZE	11		129	144	169	<b>213</b>	199	<b>203</b>	6	213	1 057	0	1 057	176,17	-307	<b>-84</b>	<b>-41</b>
105.	Paál László	HUN	18		162	137	<b>216</b>	151	156	<b>234</b>	6	234	1 056	0	1 056	176,00	-308	<b>-85</b>	<b>-42</b>
106.	Pittesser Bernhard	AUT	11		165	190	122	<b>211</b>	156	<b>212</b>	6	212	1 056	0	1 056	176,00	-308	<b>-85</b>	<b>-42</b>
107.	Wehrberger Karel	CZE	3		<b>227</b>	163	155	<b>208</b>	149	151	6	227	1 053	0	1 053	175,50	-311	<b>-88</b>	<b>-45</b>
108.	Drtíl Lukáš	CZE	5	10	157	153	179	136	163	<b>205</b>	6	205	993	60	1 053	165,50	-311	<b>-88</b>	<b>-45</b>
109.	Krejčí Jarmila	CZE	14	8	148	173	159	145	<b>209</b>	170	6	209	1 004	48	1 052	167,33	-312	<b>-89</b>	<b>-46</b>
110.	Plechata Tomáš	CZE	19	10	151	162	176	164	194	145	6	194	992	60	1 052	165,33	-312	<b>-89</b>	<b>-46</b>
111.	Farkas János	HUN	18		<b>203</b>	<b>217</b>	115	<b>216</b>	150	150	6	217	1 051	0	1 051	175,17	-313	<b>-90</b>	<b>-47</b>
112.	Rdzen Mariusz	POL	12		156	150	169	193	<b>203</b>	180	6	203	1 051	0	1 051	175,17	-313	<b>-90</b>	<b>-47</b>
113.	Koráb Jan	CZE	6		100	189	<b>247</b>	175	179	156	6	247	1 046	0	1 046	174,33	-318	<b>-95</b>	<b>-52</b>
114.	Hanzl Zbyněk	CZE	5		154	<b>205</b>	146	181	181	179	6	205	1 046	0	1 046	174,33	-318	<b>-95</b>	<b>-52</b>
115.	Gapinski Kuba	POL	9		157	188	159	193	<b>209</b>	139	6	209	1 045	0	1 045	174,17	-319	<b>-96</b>	<b>-53</b>



Pl.	Player	Country	Squad	Hdc	G1	G2	G3	G4	G5	G6	Games	Max.	Pin G.1-6	Sum. Hdc.	Pin 1-6 with Hdc	Average G.1-6	Diff.to Lead.	Diff.to 48th Place	Diff.to 84th Place
116.	Dvořáček Ladislav	CZE	20		150	191	190	190	163	159	6	191	1 043	0	1 043	173,83	-321	<b>-98</b>	<b>-55</b>
117.	Mach Libor	CZE	14		160	148	<b>213</b>	139	<b>216</b>	166	6	216	1 042	0	1 042	173,67	-322	<b>-99</b>	<b>-56</b>
118.	Komínek Petr	CZE	2		173	158	<b>201</b>	139	<b>202</b>	168	6	202	1 041	0	1 041	173,50	-323	<b>-100</b>	<b>-57</b>
119.	Fedorowicz Jan	POL	17		176	193	137	181	167	185	6	193	1 039	0	1 039	173,17	-325	<b>-102</b>	<b>-59</b>
120.	Volšičková Michaela	CZE	5	8	149	160	186	175	155	165	6	186	990	48	1 038	165,00	-326	<b>-103</b>	<b>-60</b>
121.	Van Glabbeek Erik	NED	6		169	169	153	148	166	<b>232</b>	6	232	1 037	0	1 037	172,83	-327	<b>-104</b>	<b>-61</b>
122.	Zajkowski Marcin	POL	12		177	191	<b>203</b>	166	147	152	6	203	1 036	0	1 036	172,67	-328	<b>-105</b>	<b>-62</b>
123.	Polanisz Emil	POL	20		141	<b>231</b>	186	150	179	145	6	231	1 032	0	1 032	172,00	-332	<b>-109</b>	<b>-66</b>
124.	Veselý Milan	CZE	14		187	165	175	140	<b>201</b>	164	6	201	1 032	0	1 032	172,00	-332	<b>-109</b>	<b>-66</b>
125.	Hnilica František	CZE	8		161	177	162	<b>201</b>	154	174	6	201	1 029	0	1 029	171,50	-335	<b>-112</b>	<b>-69</b>
126.	Šeděnka Luděk	CZE	6		164	164	160	199	181	161	6	199	1 029	0	1 029	171,50	-335	<b>-112</b>	<b>-69</b>
127.	Schiner Dan	CZE	16		178	158	161	135	<b>207</b>	189	6	207	1 028	0	1 028	171,33	-336	<b>-113</b>	<b>-70</b>
128.	Kořístka Miroslav	CZE	10		190	153	147	181	181	174	6	190	1 026	0	1 026	171,00	-338	<b>-115</b>	<b>-72</b>
129.	Křestřan Miroslav	CZE	4		154	142	183	<b>210</b>	156	180	6	210	1 025	0	1 025	170,83	-339	<b>-116</b>	<b>-73</b>
130.	Klepáček Adolf	CZE	8		165	178	139	158	179	<b>204</b>	6	204	1 023	0	1 023	170,50	-341	<b>-118</b>	<b>-75</b>
131.	Pittesser Sonja	AUT	11	8	150	180	137	153	177	178	6	180	975	48	1 023	162,50	-341	<b>-118</b>	<b>-75</b>
132.	Kolářová Hana	CZE	1	8	178	150	173	168	139	167	6	178	975	48	1 023	162,50	-341	<b>-118</b>	<b>-75</b>
133.	Lojek Bohuslav	CZE	8		180	182	180	153	189	133	6	189	1 017	0	1 017	169,50	-347	<b>-124</b>	<b>-81</b>
134.	Wisniewski Blažej	POL	16		180	172	161	134	<b>214</b>	155	6	214	1 016	0	1 016	169,33	-348	<b>-125</b>	<b>-82</b>
135.	Linke Andrzej	POL	1		155	166	164	191	170	168	6	191	1 014	0	1 014	169,00	-350	<b>-127</b>	<b>-84</b>
136.	Žabka Zdeněk	CZE	15		156	181	181	151	178	166	6	181	1 013	0	1 013	168,83	-351	<b>-128</b>	<b>-85</b>
137.	Toth Mária	HUN	18	8	128	190	143	158	180	165	6	190	964	48	1 012	160,67	-352	<b>-129</b>	<b>-86</b>
138.	Sedláček Daniel	CZE	8		<b>205</b>	192	167	155	152	140	6	205	1 011	0	1 011	168,50	-353	<b>-130</b>	<b>-87</b>




Pl.	Player	Country	Squad	Hdc	G1	G2	G3	G4	G5	G6	Games	Max.	Pin G.1-6	Sum. Hdc.	Pin 1-6 with Hdc	Average G.1-6	Diff.to Lead.	Diff.to 48th Place	Diff.to 84th Place
139.	Stulíková Dagmar	CZE	15	8	152	133	153	166	179	180	6	180	963	48	1 011	160,50	-353	<b>-130</b>	<b>-87</b>
140.	Ficze Gábor	HUN	18		166	139	168	161	<b>222</b>	154	6	222	1 010	0	1 010	168,33	-354	<b>-131</b>	<b>-88</b>
141.	Bohačík Milan	CZE	4		176	179	157	169	161	168	6	179	1 010	0	1 010	168,33	-354	<b>-131</b>	<b>-88</b>
142.	Simon Timea	HUN	18	8	147	179	172	154	158	151	6	179	961	48	1 009	160,17	-355	<b>-132</b>	<b>-89</b>
143.	Mrázek Jan	CZE	8		182	185	195	168	138	138	6	195	1 006	0	1 006	167,67	-358	<b>-135</b>	<b>-92</b>
144.	Nosek Martin	CZE	14		198	160	164	166	171	146	6	198	1 005	0	1 005	167,50	-359	<b>-136</b>	<b>-93</b>
145.	Richter Michal	CZE	4		190	146	162	154	168	184	6	190	1 004	0	1 004	167,33	-360	<b>-137</b>	<b>-94</b>
146.	Opatrná Jana	CZE	1	8	137	168	162	171	169	147	6	171	954	48	1 002	159,00	-362	<b>-139</b>	<b>-96</b>
147.	Čepregi Milan	SVK	18		115	197	149	193	197	150	6	197	1 001	0	1 001	166,83	-363	<b>-140</b>	<b>-97</b>
148.	Konečný Pavel	CZE	4		<b>200</b>	<b>203</b>	132	167	149	149	6	203	1 000	0	1 000	166,67	-364	<b>-141</b>	<b>-98</b>
149.	Lenting Ronnie	NED	2		160	157	176	165	190	152	6	190	1 000	0	1 000	166,67	-364	<b>-141</b>	<b>-98</b>
150.	Indra Martin	CZE	4		187	156	154	168	189	146	6	189	1 000	0	1 000	166,67	-364	<b>-141</b>	<b>-98</b>
151.	Volný Jaromír	CZE	2		182	147	145	158	180	187	6	187	999	0	999	166,50	-365	<b>-142</b>	<b>-99</b>
152.	Vrána Roman	CZE	14		<b>207</b>	193	163	154	123	156	6	207	996	0	996	166,00	-368	<b>-145</b>	<b>-102</b>
153.	Kovář Miroslav	CZE	3		164	155	125	169	164	<b>218</b>	6	218	995	0	995	165,83	-369	<b>-146</b>	<b>-103</b>
154.	Kučírek František	CZE	13		175	163	178	162	157	159	6	178	994	0	994	165,67	-370	<b>-147</b>	<b>-104</b>
155.	Schindler Radek	CZE	4		123	177	156	172	<b>205</b>	156	6	205	989	0	989	164,83	-375	<b>-152</b>	<b>-109</b>
156.	Chládek Vlastimil	CZE	11		173	164	180	166	153	152	6	180	988	0	988	164,67	-376	<b>-153</b>	<b>-110</b>
157.	Souček Roman	CZE	13		118	193	156	162	147	<b>211</b>	6	211	987	0	987	164,50	-377	<b>-154</b>	<b>-111</b>
158.	Opatrný Pavel	CZE	2		160	142	164	179	149	192	6	192	986	0	986	164,33	-378	<b>-155</b>	<b>-112</b>
159.	Mikeš Václav	CZE	7		168	187	191	123	190	127	6	191	986	0	986	164,33	-378	<b>-155</b>	<b>-112</b>
160.	Langer Christian	AUT	9		187	120	178	165	152	184	6	187	986	0	986	164,33	-378	<b>-155</b>	<b>-112</b>
161.	Hromek Jiří	CZE	7		171	157	149	171	141	196	6	196	985	0	985	164,17	-379	<b>-156</b>	<b>-113</b>



Pl.	Player	Country	Squad	Hdc	G1	G2	G3	G4	G5	G6	Games	Max.	Pin G.1-6	Sum. Hdc.	Pin 1-6 with Hdc	Average G.1-6	Diff.to Lead.	Diff.to 48th Place	Diff.to 84th Place
162.	Kovaříček Jaroslav	CZE	4		185	138	145	169	176	171	6	185	984	0	984	164,00	-380	<b>-157</b>	<b>-114</b>
163.	Pargáč Peter	SVK	16		<b>204</b>	129	157	171	164	158	6	204	983	0	983	163,83	-381	<b>-158</b>	<b>-115</b>
164.	Vondráček Adam	CZE	13		149	181	164	155	173	159	6	181	981	0	981	163,50	-383	<b>-160</b>	<b>-117</b>
165.	Morávková Vendula	CZE	9	8	158	152	158	163	144	158	6	163	933	48	981	155,50	-383	<b>-160</b>	<b>-117</b>
166.	Krepindl Tomáš	CZE	8		<b>214</b>	146	170	175	147	123	6	214	975	0	975	162,50	-389	<b>-166</b>	<b>-123</b>
167.	Vrána Petr	CZE	10		144	<b>201</b>	159	170	179	122	6	201	975	0	975	162,50	-389	<b>-166</b>	<b>-123</b>
168.	Piotrowski Jakub	POL	17		179	191	170	153	135	147	6	191	975	0	975	162,50	-389	<b>-166</b>	<b>-123</b>
169.	Bikár Peter	SVK	2		179	165	172	152	138	169	6	179	975	0	975	162,50	-389	<b>-166</b>	<b>-123</b>
170.	Zvěřina Michal	CZE	13		168	160	148	161	146	190	6	190	973	0	973	162,17	-391	<b>-168</b>	<b>-125</b>
171.	Ondra Patrik	AUT	11		161	170	125	152	187	178	6	187	973	0	973	162,17	-391	<b>-168</b>	<b>-125</b>
172.	Pietraszek Janusz	POL	20		179	195	135	129	159	173	6	195	970	0	970	161,67	-394	<b>-171</b>	<b>-128</b>
173.	Lukeš Vladimír	CZE	6		116	<b>209</b>	175	169	132	166	6	209	967	0	967	161,17	-397	<b>-174</b>	<b>-131</b>
174.	Husár Marek	SVK	13		<b>208</b>	162	171	127	133	166	6	208	967	0	967	161,17	-397	<b>-174</b>	<b>-131</b>
175.	Podešva Zdeněk	CZE	6		164	120	143	181	<b>200</b>	157	6	200	965	0	965	160,83	-399	<b>-176</b>	<b>-133</b>
176.	Bora František	CZE	2		134	196	137	185	159	154	6	196	965	0	965	160,83	-399	<b>-176</b>	<b>-133</b>
177.	Hoflinger Helmut	AUT	11		172	180	192	149	130	141	6	192	964	0	964	160,67	-400	<b>-177</b>	<b>-134</b>
178.	Vopička Karel	CZE	13		153	179	<b>213</b>	171	113	133	6	213	962	0	962	160,33	-402	<b>-179</b>	<b>-136</b>
179.	Vilášek Stanislav	CZE	4		159	190	160	147	145	160	6	190	961	0	961	160,17	-403	<b>-180</b>	<b>-137</b>
180.	Jašek Karel	CZE	3		142	194	165	125	<b>200</b>	133	6	200	959	0	959	159,83	-405	<b>-182</b>	<b>-139</b>
181.	Gajdáčová Mariana	SVK	18	8	166	161	199	114	138	127	6	199	905	48	953	150,83	-411	<b>-188</b>	<b>-145</b>
182.	Ferenholc Tadeusz	POL	15		182	151	135	163	170	152	6	182	953	0	953	158,83	-411	<b>-188</b>	<b>-145</b>
183.	Jakubík Tomáš	CZE	15		128	148	181	165	161	169	6	181	952	0	952	158,67	-412	<b>-189</b>	<b>-146</b>
184.	Vrábel Stanislav	CZE	4		179	159	164	155	137	158	6	179	952	0	952	158,67	-412	<b>-189</b>	<b>-146</b>






Pl.	Player	Country	Squad	Hdc	G1	G2	G3	G4	G5	G6	Games	Max.	Pin G.1-6	Sum. Hdc.	Pin 1-6 with Hdc	Average G.1-6	Diff.to Lead.	Diff.to 48th Place	Diff.to 84th Place
185.	Smetana David	CZE	6		131	158	161	155	177	166	6	177	948	0	948	158,00	-416	<b>-193</b>	<b>-150</b>
186.	Štýbnarová Nikol	CZE	8	8	157	148	166	132	148	147	6	166	898	48	946	149,67	-418	<b>-195</b>	<b>-152</b>
187.	Lébrová Jana ml.	CZE	5	8	132	147	152	164	166	135	6	166	896	48	944	149,33	-420	<b>-197</b>	<b>-154</b>
188.	Wustinger Monika	AUT	9	8	114	125	135	189	173	155	6	189	891	48	939	148,50	-425	<b>-202</b>	<b>-159</b>
189.	Heyer Wolfgang	AUT	9		131	134	172	166	175	160	6	175	938	0	938	156,33	-426	<b>-203</b>	<b>-160</b>
190.	Richter Aleš	CZE	4		182	183	122	143	132	174	6	183	936	0	936	156,00	-428	<b>-205</b>	<b>-162</b>
191.	Matejka Andreas	AUT	11		172	144	154	168	167	129	6	172	934	0	934	155,67	-430	<b>-207</b>	<b>-164</b>
192.	Fojtík Roman	CZE	12		122	181	139	153	165	173	6	181	933	0	933	155,50	-431	<b>-208</b>	<b>-165</b>
193.	Mašková Yvona	CZE	8	8	129	131	170	145	160	147	6	170	882	48	930	147,00	-434	<b>-211</b>	<b>-168</b>
194.	Kocman Lukáš	CZE	12		143	159	156	143	183	140	6	183	924	0	924	154,00	-440	<b>-217</b>	<b>-174</b>
195.	Černý František	CZE	8		140	155	160	164	150	154	6	164	923	0	923	153,83	-441	<b>-218</b>	<b>-175</b>
196.	Peřina Stanislav	CZE	11		115	156	163	175	157	155	6	175	921	0	921	153,50	-443	<b>-220</b>	<b>-177</b>
197.	Kyncl Karel	CZE	4		155	138	155	150	160	161	6	161	919	0	919	153,17	-445	<b>-222</b>	<b>-179</b>
198.	Kukák Martin	CZE	7		140	146	198	138	166	128	6	198	916	0	916	152,67	-448	<b>-225</b>	<b>-182</b>
199.	Galba Pavol	SVK	7		119	138	192	182	127	153	6	192	911	0	911	151,83	-453	<b>-230</b>	<b>-187</b>
200.	Štícha Bohumil	CZE	8		158	135	146	141	156	174	6	174	910	0	910	151,67	-454	<b>-231</b>	<b>-188</b>
201.	Daněk Antonín	CZE	3		151	140	139	182	139	152	6	182	903	0	903	150,50	-461	<b>-238</b>	<b>-195</b>
202.	Slabik Lukasz	POL	14		146	130	139	172	125	185	6	185	897	0	897	149,50	-467	<b>-244</b>	<b>-201</b>
203.	Gomola Břetislav	CZE	2		173	165	159	142	113	145	6	173	897	0	897	149,50	-467	<b>-244</b>	<b>-201</b>
204.	Krajčovič Branislav	SVK	7		156	138	122	184	141	148	6	184	889	0	889	148,17	-475	<b>-252</b>	<b>-209</b>
205.	Štaudová Renata	CZE	4	8	121	134	146	138	166	134	6	166	839	48	887	139,83	-477	<b>-254</b>	<b>-211</b>
206.	Faktor Peter	SVK	7		165	159	150	124	151	135	6	165	884	0	884	147,33	-480	<b>-257</b>	<b>-214</b>
207.	Hradil Jaroslav	CZE	6		136	161	144	145	169	117	6	169	872	0	872	145,33	-492	<b>-269</b>	<b>-226</b>

# BOWLING

magazín



# CZECH OPEN



# 2009



Pl.	Player	Country	Squad	Hdc	G1	G2	G3	G4	G5	G6	Games	Max.	Pin G.1-6	Sum. Hdc.	Pin 1-6 with Hdc	Average G.1-6	Diff.to Lead.	Diff.to 48th Place	Diff.to 84th Place
208.	Mičánek Miroslav	CZE	13		138	117	183	104	159	163	6	183	864	0	864	144,00	-500	<b>-277</b>	<b>-234</b>
209.	Kratochvíl Libor	CZE	11		149	126	160	148	119	157	6	160	859	0	859	143,17	-505	<b>-282</b>	<b>-239</b>
210.	Čepregiová Ildigó	SVK	18	8	136	146	106	133	157	131	6	157	809	48	857	134,83	-507	<b>-284</b>	<b>-241</b>
211.	Turyna Jiří	CZE	16		151	122	107	140	166	154	6	166	840	0	840	140,00	-524	<b>-301</b>	<b>-258</b>
212.	Vančák Vladimír	CZE	8		108	133	121	154	139	167	6	167	822	0	822	137,00	-542	<b>-319</b>	<b>-276</b>
213.	Luckner Markus	AUT	11		115	107	143	128	124	185	6	185	802	0	802	133,67	-562	<b>-339</b>	<b>-296</b>